

Welcome to Year 5



2024-2025

Meet the Teachers

Mrs Balcombe
and Mrs Datlen
Elder Class



Mrs Pattinson
Redwood Class



Mr Tustin
Oak Class



Meet the Teachers

Miss Hart and
Miss Edgar
Elder Class



Mr Haywood-
Brooks
Redwood Class



Ms London
Oak Class



PPA Cover (Tuesday afternoons)

Mrs Datlen
Elder Class



Mrs Pugh
Redwood Class



Mrs Medley
Oak Class



Curriculum - Learn, Practice, Apply

Core subjects:

English

There will be a text focus with a Fiction and Non-Fiction text per half term for reading and writing. New spellings are introduced every Wednesday and the children practise them each week.

Maths

Each learning journey has 5 or 6 steps with opportunities for the children to deepen their learning through mastery tasks. We still follow a cut away approach.

Science

This is taught every week.

Foundation subjects:

These are taught every half term each week:


*History/Geography
Art/DT*

Weekly:

Spanish, Computing and Music - Monday afternoon as a rotation across the year group.

PSHE and RE are taught on a Tuesday.

Some of the texts we will be reading are:



Trips and visits

- Examples of possible trips in line with our curriculum:
 - *Winchester Science Centre*
 - *Sunnyfields Farm*
 - *Tudor House, Southampton*

This year, we want to explore different enrichment opportunities and give children a chance to explore the world around them within each term.

PE day - Wednesday






- ▶ Pupils will have a designated PE session each week and daily opportunities for physical exercise.
- ▶ We encourage children to wear their PE kits to school on the day of their PE lesson.
- ▶ Pupils should wear appropriate PE kit (t-shirt with house colour, sweatshirt/hoodie with school logo, plain shorts, black/navy leggings, black/navy socks).
- ▶ We encourage trainers rather than plimsolls.
- ▶ Children with long hair must have it tied back and earrings should either be taken out prior to the school day or be covered with tape.
- ▶ Please label all PE kit, including footwear.

Uniform

- Please ensure your pupil has the correct uniform (this can be ordered through the school office).
- **Please label your child's uniform with their name and class.**
- Long hair should be tied up for health and safety reasons.
- Children should wear school shoes, not trainers.
- No nail vanish.
- If you know your child may need some spare clothes, please make sure these are on their peg in a separate bag.
- A small backpack or book bag, lunch box, water bottle.





Behaviour Chart

Step	Example behaviours	What happens at this step?	What does this look like?
0	Positive relationships		Behaviour expectations followed.
1	Low level classroom disruption, e.g. persistent calling out, moving around unnecessarily. Mean unkind and hurtful behaviour		Time to talk to Class Teacher or Learning Support Assistant.
2	Behaviour persists and/or escalates with answering back or arguments.		Time out in partner class (10 minutes) to calm and reflect and make better choices.
3	Behaviour persists and continues to escalate. YELLOW Card issued and recorded.		Miss 15 minutes of break time. Parents informed. 3 YELLOW cards per term – behaviour discussed with parent within school with a member of SLT and Class Teacher.
4	Violence and aggression towards any member of staff or children, deliberate and serious damage, swearing (including gestures) or carrying a prohibited item. Deliberate incidents of a racist or homophobic nature. RED card issued and recorded.		Automatic internal exclusion (half day), RED card issued and parent spoken to/letter sent home. 3 RED cards per term – external exclusion in line with School Exclusion Policy.

Stamps, Value Points & Certificates

- ▶ Children will receive stamps for demonstrating each value.
- ▶ For every row completed the children will receive a certificate in class. When 50 stamps have been earned, children will earn a certificate and a badge for being a Values Champion.
- ▶ During Friday's Celebration Assembly, certificates and badges will be awarded to those children and parents are welcome to join their children in the celebrations for an achievement of 50 and 100 stamps (for being a Values Ambassador).
- ▶ If they have achieved something outside of school, which they wish to share, they can have their photo taken for the Wall of Fame, which will then be shown in Celebration Assembly and on the school website.



Home Learning Expectations

- ▶ Home Learning is sent out on Tuesday and should be returned on or before the following Monday. Tasks will be uploaded to *Google Classroom*. If you would rather receive a paper copy, please let your child's class teacher know.
- ▶ We will set one piece of home learning per week (English, Maths or a foundation subject) on a 3 week rotation.
- ▶ Home Learning club will run after school where school staff are available to help and support the children. More information about clubs will be communicated to you soon.
- ▶ During the year, children will be expected to read regularly and practise times tables, spellings and handwriting.
- ▶ Children will learn new spelling patterns and should practise these at home too.
- ▶ They have access to Times-Table Rockstars - online platform for children to complete their tables and compete against each other! As well as this, maths.co.uk which is used in lessons and may be set as home learning too.
- ▶ Reading; children are expected to read to an adult or on their own at least 5 times a week at home and handbooks should be filled out and signed to show this.

Reading Books

- ▶ Books can be read from school or home.
- ▶ Changing books - We encourage children to change their own book when they need to so.
- ▶ There are Reading Corners in each class and children are more than welcome to choose and swap their book from here when they need to.
- ▶ A range of dyslexia friendly books are available from our library.
- ▶ We visit the school library at least once a week but Year 5's day is Wednesday.

Handbooks

- ▶ Your child has been issued with a Handbook.
- ▶ Please ensure your child brings this into school every day.
- ▶ The Handbook is also a reading log for you and your child to record their reading.
- ▶ Messages for your child's teacher can also be recorded in this book.

Keeping in touch (Essential)

- ▶ We use a management system in school called **Arbor**.
- ▶ It will be essential for you to download this app to ensure all necessary information be passed effectively between school and home.

It will include:

- ▶ Text messages (in apps notifications)
- ▶ Payments for school dinners and trips etc.
- ▶ Attendance data
- ▶ Additional features to follow!

Keeping in touch (Essential)

- ▶ If you need to speak to your child's class teacher, you can leave a message with the member of the Year 5 team on the door in the morning or we are available at the end of the day.
- ▶ For a more formal meeting/appointment contact the school office and we will call/email you back to arrange a date and time.

Foxhills Website

Our School Website is a good place to access relevant information.

<https://www.foxhills-jun.hants.sch.uk/>

Who to ask...

We hope you won't have any problems throughout the year. If you do, here are some tips to help you sort it out quickly and effectively.

- ▶ Class teacher is the first port of call for any and all issues.
- ▶ Mrs Howe (Head teacher)
- ▶ Mrs James (Deputy Head and SENCO)
- ▶ Mrs Foster (Assistant Head)
- ▶ Miss Kynaston (Assistant Head)
- ▶ Mrs Kealey (SENDSCO)